



AMERICAN  
EARTH ANCHORS

MADE IN THE UNITED STATES OF AMERICA

QUICK REFERENCE

PE36-GUY

SPECIFICATIONS

## 36" PENETRATOR™ ALUMINUM GROUND ANCHOR

356 ALUMINUM ALLOY T6 HEAT TREATED



PE36-GUY

**ULTIMATE PULLOUT CAPACITY - 8,400 LBS.**

- Available in hex or flat head version
- Aircraft-quality cast aluminum 356 Alloy - No Corrosion
- Install with 2" or 51 mm socket
- Weighs 8lb (3.6 kg)
- Permanent or Removable/Reusable



Fabric Structures




Towers



TV / Radio Antenna Masts



Duck Blind in Mud




AMERICAN EARTH ANCHORS.COM // 866-520-8511 // +1 508-520-8511 // INFO@AMERICAN EARTH ANCHORS.COM

*The World's Most Trusted Ground Anchors*



## QUICK REFERENCE

# PE36-GUY SPECIFICATIONS



2" : (51mm)

Neck Diameter 1 3/4" : (45mm)

Flight Diameter 3" : (77mm)



Socket Size 2"



Slot for cable or other attachment  
up to 1/2" (13mm)



6-point socket (instead of 12-point socket) will minimize wear and rounding of hex head for repeated installation/removal

## VERTICAL PULL

Ultimate Load Capacity Vertical pullout strength flight fully embedded	PE9 9"	PE10 10"	PE14 14"	PE18 18"	PE26 26"	PE36 36"	PE46 46"
Hardpan or Asphalt	400lb 1.78 kN	1,000lb 4.45 kN	2,500lb 11.1 kN	2,500lb 11.1 kN	4,500lb 20.0 kN	8,400lb 37.4 kN	14,000lb 62.3 kN
Soil Class 1 Hard clays, Hard compact sand / gravel	200lb 0.89 kN	700lb 3.11 kN	1,700lb 7.56 kN	1,700lb 7.56 kN	3,100lb 13.8 kN	6,000lb 26.7 kN	9,500lb 42.3 kN
Soil Class 2 Medium clays, Medium sandy gravel	100lb 0.44 kN	350lb 1.56 kN	600lb 2.67 kN	600lb 2.67 kN	1,100lb 4.89 kN	2,100lb 9.34 kN	3,300lb 14.7 kN
Soil Class 3 Loose medium to fine sand with minimal clay	<100lb 0.44 kN	200lb 0.89 kN	350lb 1.56 kN	350lb 1.56 kN	630lb 2.80 kN	1,000lb 4.45 kN	2,000lb 8.90 kN
Soil Class 4 Loose fine uncompacted sand	<100lb 0.44 kN	100lb 0.44 kN	200lb 0.89 kN	200lb 0.89 kN	350lb 1.56 kN	550lb 2.45 kN	750lb 3.34 kN

» Commercial

» Residential

» Permanent

» Temporary

Soil classification per ASTM D-2487/2488. Install with impact socket.

## ANGLE INSTALLATION

Soil Type	Installed 15° / Pullout 15°			Installed 30° / Pullout 30°			Installed 45° / Pullout 45°		
	PE26"	PE36"	PE46"	PE26"	PE36"	PE46"	PE26"	PE36"	PE46"
Hardpan or Asphalt	4,265lb	7,980lb	13,300lb	4,050lb	7,560lb	12,600lb	3,600lb	6,720lb	11,200lb
Soil Class 1 Hard clays, Hard compact sand / gravel	2,945lb	5,700lb	9,025lb	2,790lb	5,400lb	8,550lb	2,480lb	4,800lb	7,600lb
Soil Class 2 Medium clays, Medium sandy gravel	1,045lb	1,995lb	3,135lb	990lb	1,890lb	2,970lb	880lb	1,680lb	2,640lb
Soil Class 3 Loose medium to fine sand with minimal clay	598lb	950lb	1,900lb	567lb	900lb	1,800lb	504lb	800lb	1,600lb
Soil Class 4 Loose fine uncompacted sand	332lb	475lb	712lb	315lb	450lb	675lb	280lb	400lb	600lb

» Military

» Underwater

» Soil / Sand

» Asphalt



AMERICAN  
EARTH ANCHORS

MADE IN THE UNITED STATES OF AMERICA

AMERICANEARTHANCHORS.COM // 866-520-8511 // +1 508-520-8511  
INFO@AMERICANEARTHANCHORS.COM



AMERICAN  
EARTH ANCHORS

MADE IN THE UNITED STATES OF AMERICA


# PE36-GUY

## INSTALLATION METHODS

USE 2" 6-POINT SOCKET

**Install the anchor at the same angle the load is pulling - it's the flights of the anchor that hold the anchor in the ground.**

- ▶ **Electric Impact Driver** - Suggested minimum of 750ft lbs of torque in hard soil



- ▶ **Air Impact Driver** - 1/2 - 3/4" Impact Driver On Average Needs 70-90 PSI At 10 CFM. 3/4 - 1" Impact Driver On Average Needs 70-90 PSI At 20 CFM




- ▶ **Power Take Off (PTO) - Tractor, Bobcat, Skid Steer, etc.** - Make sure the PTO or Power Head is always in line with the anchor. After the anchor is 50% installed move the PTO so it is again aligned with the anchor. The anchor can bow and fail if not installed properly.



- ▶ **Manual**- Ratchet with appropriate socket. Add Steel Pipe (Cheater Bar) for leverage. If you are having a tough time getting the last few installation inches in the ground with an impact tool.



- ▶ **Pre-Drill** - Pre-drilling is necessary when installing penetrators in asphalt, frozen, hard or rocky soil. Takes stress off the anchor and installer and will tell you if any rocks, roots or obstacles are in the way. Use a 2" auger bit (no larger) so anchor can still bite into soil.



2" Auger Bit with 1"sq drive (PE-Auger-2)  
available at [americanea.com](http://americanea.com)





**AMERICAN  
EARTH ANCHORS**

MADE IN THE UNITED STATES OF AMERICA

*The World's Most Trusted Ground Anchors*

## PE36-GUY APPLICATIONS



Duck Blind in Mud



Giant Kites



Fabric Shelter in Canada



Construction Trailer



Burning Man Festival



Conservation Floating Islands



24" Irrigation Pipe Filter for Golf Course



Playground Zip Line



WE MAKE CUSTOM BRACKETS, BASE PLATES AND CABLES FOR MOST APPLICATIONS.  
CALL OR EMAIL US WITH YOUR DESIGN, SKETCH OR IDEA.